

# JQX-14FC<sub>1</sub> & JQX-14FC<sub>2</sub> (4124) JQX-14FC<sub>3</sub>



29×12.8×26

03001003501  
06001015773

E160644 R50126370

## Features

- Heavy load, suitable for heavy power reverse.
- Small size, suitable for high-density mounting.
- Up to 5000VAC dielectric strength. Between open contacts of JQX-14FC<sub>3</sub> 3000VAC dielectric strength.
- Contact gap of JQX-14FC<sub>3</sub> :2×1.5mm=3mm.
- Suitable for remote control TV set, copy machine, sales machine and air conditioner etc.

## Ordering Information

**JQX-14FC<sub>1</sub> C S 10 DC12V 0.8 3.5**

1            2            3            4            5            6            7

1 Part number: JQX-14FC <sub>1</sub> , JQX-14FC <sub>2</sub> , JQX-14FC <sub>3</sub>	5 Coil rated voltage(V): DC:3,5,6,9,12,15,24,48
2 Contact arrangement: A:1A; 2A:2A; C:1C; 2C:2C	6 Coil power consumption: NIL:0.53W; 0.8:0.8W; 1.2:1.2W
3 Enclosure: S: Sealed type; Z: Dust cover	7 Pole-distance: 3.5:3.5mm; 5:5.0mm
4 Contact current: 3A,5A,6A,8A,10A,16A,20A	

## Contact Data

Contact Arrangement	1A (SPSTNO) 、2A (DPSTNO) 、1C (SPDT(B-M)) 、2C (DPDT(B-M))	
Contact Material	AgCdO AgSnO <sub>2</sub>	
Contact Rating (resistive)	1A:16A/250VAC,30VDC; 1C:10A,16A,20A/250VAC,30VDC; 10A/14VDC(20A Application for 5mm Pole-distance) 2A,2C:5A,8A/220VAC, 30VDC;JQX-14FC <sub>3</sub> ;2A:8A/220VAC;2C:6A/220VAC	
	Motor load:1HP 250VAC ; 1/2HP 125VAC	
	Lamp load:TV-5	
Max. Switching Power	600W 5000VA	
Max. Switching Voltage	110VDC 380VAC	Max. Switching Current:20A
Contact Resistance or Voltage drop	<50mΩ	Item 4.12 of IEC 61810-7
Operation life	Electrical	10 <sup>5</sup> Item 4.30 of IEC 61810-7
	Mechanical	10 <sup>7</sup> 5×10 <sup>6</sup> (JQX-14FC <sub>3</sub> ) Item 4.31 of IEC 61810-7
Contact gap	2×1.5mm=3mm (JQX-14FC <sub>3</sub> )	

## Coil Parameter

Dash numbers	Coil voltage VDC		Coil resistance Ω ±10% C <sub>1</sub> C <sub>2</sub>	Pick up voltage VDC(max) (75%of rated voltage )	Release voltage VDC(min) ( 10%of rated voltage )	Coil power consumption W	Operate Time ms	Release Time ms
	Rated	Max						
003-530	3	3.9	17	2.25	0.3	0.53	<15	<10
005-530	5	6.5	47	3.75	0.5			
006-530	6	7.8	68	4.50	0.6			
009-530	9	11.7	153	6.75	0.9			
012-530	12	15.6	275	9.00	1.2			
024-530	24	31.2	1100	18.0	2.4			
048-530	48	62.4	4350	36.0	4.8			

**CAUTION:** 1.The use of any coil voltage less than the rated coil voltage will compromise the operation of the relay.  
2.Pickup and release voltage are for test purposes only and are not to be used as design criteria.

Coil Parameter

Dash numbers	Coil voltage VDC		Coil resistance Ω ±10% C <sub>3</sub>	Pick up voltage VDC(max) (75%of rated voltage)	Release voltage VDC(min) ( 10%of rated voltage)	Coil power consumption W C <sub>3</sub>	Operate Time ms C <sub>3</sub>	Release Time ms C <sub>3</sub>
	Rated	Max.						
2A								
006-670	6	7.8	54	4.50	0.6	0.67W~0.83W	<10	<5
009-810	9	11.7	100	6.75	0.9			
012-800	12	15.6	180	9.00	1.2			
015-830	15	19.5	270	11.3	1.5			
024-780	24	31.2	740	18.0	2.4			
2C								
006-900	6	7.8	40	4.50	0.6	0.9W~1.25W	<10	<5
009-1160	9	11.7	70	6.75	0.9			
012-1200	12	15.6	120	9.00	1.2			
015-1250	15	19.5	180	11.3	1.5			
024-1230	24	31.2	470	18.0	2.4			

**CAUTION:** 1.The use of any coil voltage less than the rated coil voltage will compromise the operation of the relay.  
2.Pickup and release voltage are for test purposes only and are not to be used as design criteria.

Operation condition

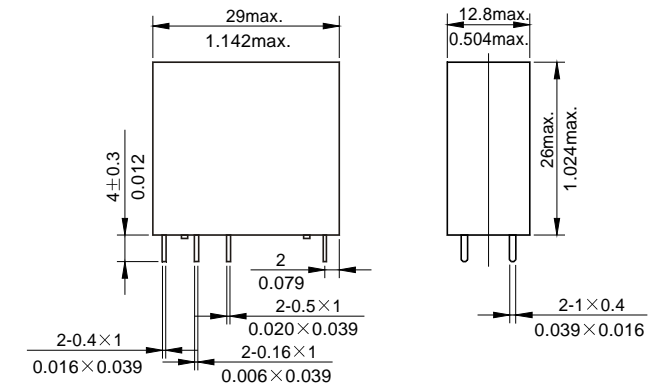
Insulation Resistance	1000M.Ωmin (at 500VDC)		Item 7 of IEC 60255-5
Dielectric Strength	Between contacts	50Hz 1000V	JQX-14FC <sub>3</sub> 3000V
	Between contact and coil	50Hz 5000V	4000V Surge voltage 12kV
Creepage distance	8mm (only for JQX-14FC <sub>3</sub> )		Addenda B of IEC 60255-5
Shock resistance	100m/s <sup>2</sup>	11ms	IEC 68-2-27 Test Ea
Vibration resistance	10~50Hz	amplitude 1.5mm	IEC 68-2-6 Test Fc
Terminals strength	10N		IEC 68-2-21 Test Ua1
Relative Humidity	235°C ± 2°C 3 ± 0.5s		IEC 68-2-20 Test Ta method 1
Ambient Temperature	-40~70°C -25~75°C (JQX-14FC <sub>3</sub> )		
Relative Humidity	85% (at 40°C)		IEC 68-2-3 Test Ca
Mass	17g~20g		

Safety approvals

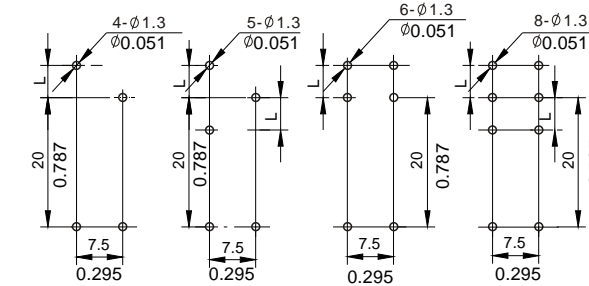
safety approvals	UL&CUR	TÜV	CQC
Load	1C 16A/250VAC 2C 5A/220VAC 1HP 250VAC 1/2HP 125VAC TV-5	1C 10A/250VAC 14VDC 2C 5A/250VAC 30VDC	1C:10A/250VAC

Dimensions

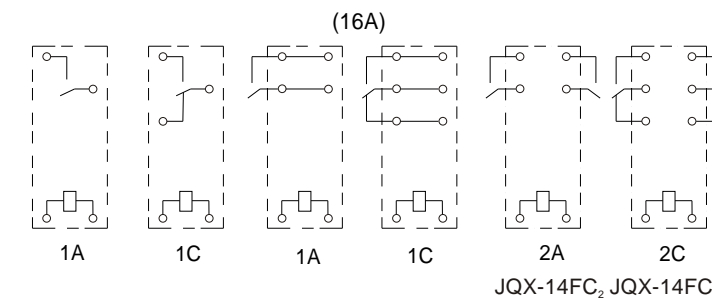
mm /inch



Dimensions



Pole-distance L: 3.5mm or 5mm (0.138 inch or 0.197 inch)  
JQX-14FC<sub>3</sub>:5mm(0.197 inch)  
Mounting (Bottom view)



Wiring diagram (Bottom view)

NOTES 1).Dimensions are in millimeters.  
2).Inch equivalents are given for general information only.

Reference Data

