

W005M THRU W10M

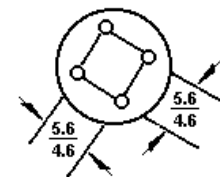
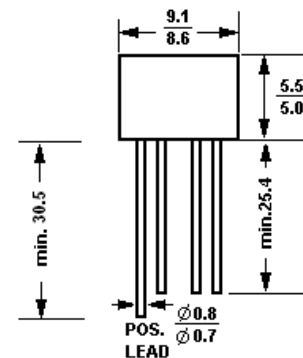
1.5A SINGLE-PHASE SILICON BRIDGE RECTIFIERS

Reverse Voltage – 50 to 1000 Volts

Forward Current – 1.5 Amperes

Features

- Surge overload rating – 50 amperes peak
- Ideal for printed circuit boards
- Reliable low cost construction utilizing molded plastic technique results in inexpensive product
- Mounting Position: Any

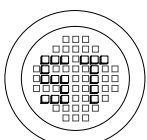


Dimensions in mm

Absolute Maximum Ratings and Characteristics

Ratings at 25°C ambient temperature unless otherwise specified. Single-phase, half wave, 60Hz, resistive or inductive load. For capacitive load, derate current by 20%.

	Symbols	W005M	W01M	W02M	W04M	W06M	W08M	W10M	Units
Maximum recurrent peak reverse voltage	V_{RRM}	50	100	200	400	600	800	1000	V
Maximum RMS voltage	V_{RMS}	35	70	140	280	420	560	800	V
Maximum DC blocking voltage	V_{DC}	50	100	200	400	600	800	1000	V
Maximum average forward rectified current at $T_A = 25^\circ\text{C}$	$I_{(AV)}$	1.5							A
Peak forward surge current, 8.3ms single half sine-wave superimposed on rated load	I_{FSM}	50							A
Rating for fusing ($t < 8.35\text{ms}$)	I^2t	5							A^2t
Maximum forward voltage drop per element at 1A peak	V_F	1							V
Maximum reverse current at rated $T_A = 25^\circ\text{C}$ DC blocking voltage per element $T_A = 100^\circ\text{C}$	I_R	10 1.0							μA mA
Operating temperature range	T_J	-50 to +125							$^\circ\text{C}$
Storage temperature range	T_A	-50 to +150							$^\circ\text{C}$



®

РАДИОТЕХ

Тел.: (495) 795-0805
Факс: (495) 234-1603
Эл. почта: info@rct.ru
Веб: www.rct.ru

W005M THRU W10M

RATING AND CHARACTERISTICS CURVES

FIG. 1-MAXIMUM FORWARD SURGE CURRENT

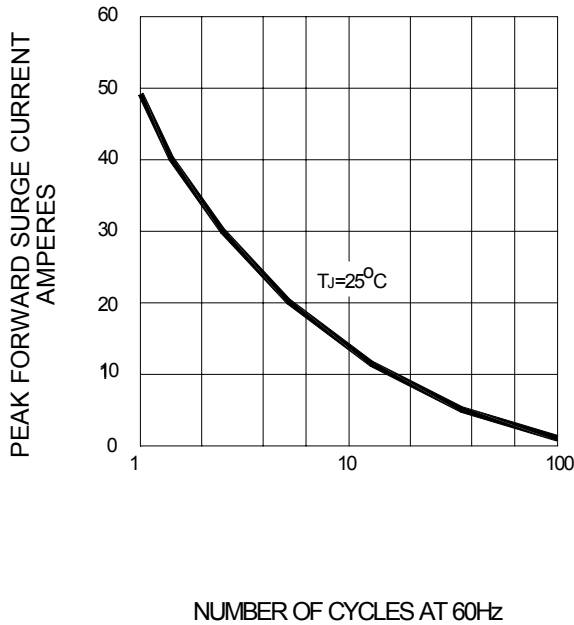


FIG. 2-DERATING CURVE
OUTPUT RECTIFIED CURRENT

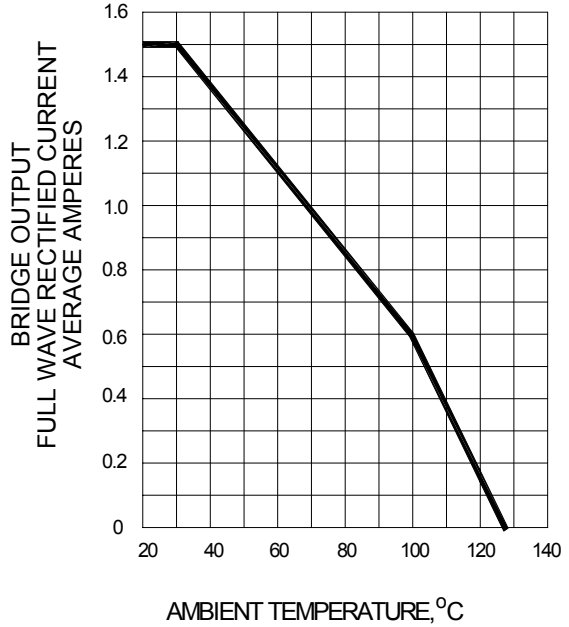


FIG. 3-TYPICAL FORWARD CHARACTERISTICS

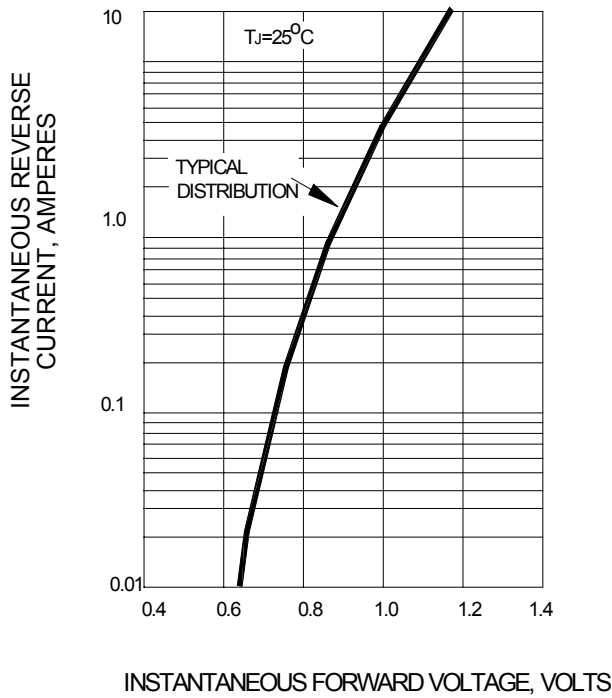
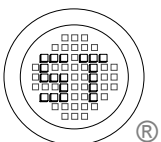
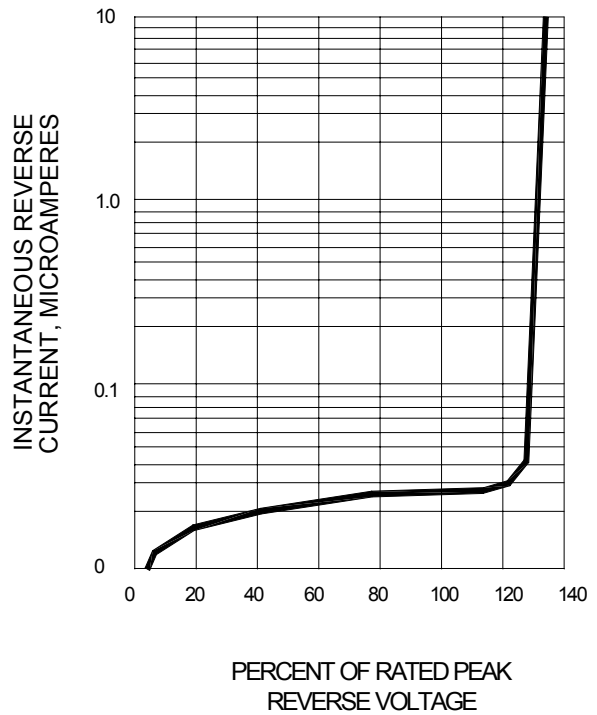



FIG. 4-TYPICAL REVERSE CHARACTERISTICS



SEMTECH ELECTRONICS LTD.
 (Subsidiary of Semtech International Holdings Limited, a company listed on the Hong Kong Stock Exchange, Stock Code: 724)



Dated : 26/02/2004