

RL1601 THRU RL1607

GLASS PASSIVATED SILICON RECTIFIERS

TO-220A

Reverse Voltage – 50 to 1000 Volts

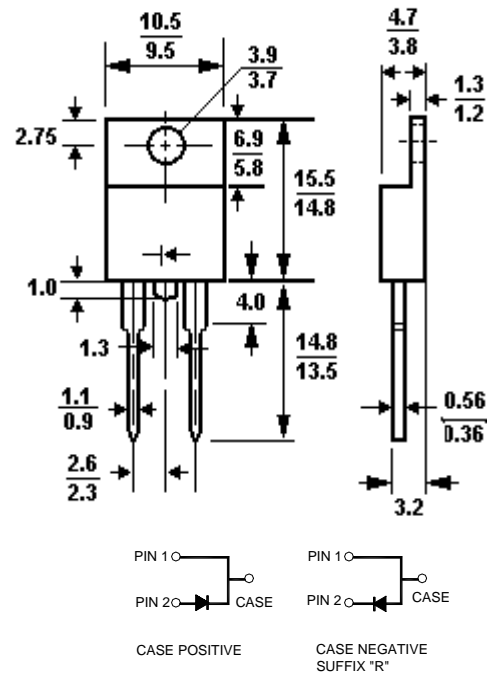
Forward Current – 16.0 Amperes

Features

- Low forward voltage drop
- High current capability
- High capability
- High surge current capability

Mechanical Data

- Case: Molded plastic, TO-220A
- Terminals: leads solderable per MIL-STD-202, method 208 guaranteed
- Polarity: As marked
- Mounting Position: Any



Absolute Maximum Ratings and Characteristics

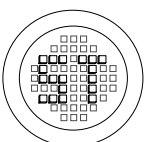
Dimensions in mm

Ratings at 25°C ambient temperature unless otherwise specified. Single phase, half wave, 60Hz, resistive or inductive load. For capacitive load, derate current by 20%.

	Symbols	RL 1601	RL 1602	RL 1603	RL 1604	RL 1605	RL 1606	RL 1607	Units
Maximum recurrent peak reverse voltage	V_{RRM}	50	100	200	400	600	800	1000	Volts
Maximum RMS voltage	V_{RMS}	35	70	140	280	420	560	700	Volts
Maximum DC blocking voltage	V_{DC}	50	100	200	400	600	800	1000	Volts
Maximum average forward Rectified current 0.375"(9.5mm) Lead Length at $T_C = 100^\circ C$	$I_{(AV)}$	16.0							Amps
Peak forward surge current 8.3ms single half -sine-wave superimposed on rated load (JEDEC method)	I_{FSM}	250							Amps
Maximum forward voltage at 16.0A DC and 25?	V_F	1.1							Volts
Typical junction Capacitance (Note1)	C_J	100							pF
Typical thermal resistance (Note2)	$R_{\theta JC}$	2.0							? /W
Maximum reverse current at rated DC blocking voltage	@ $T_C = 25^\circ C$	10							μ Amps
	@ $T_C = 125^\circ C$	250							μ Amps
Operating and storage temperature range	T_J, T_s	-55 to +150							$^\circ C$

Notes :1. Measured at 1 MHz and applied reverse voltage of 4.0 VDC.

2. Thermal resistance from junction to case mounted on heatsink.



®

РАДИОТЕХ

Тел.: (495) 795-0805
 Факс: (495) 234-1603
 Эл. почта: info@rct.ru
 Веб: www.rct.ru

RL1601 THRU RL1607

FIG.1- MAXIMUM FORWARD CURRENT DERATING CURVE

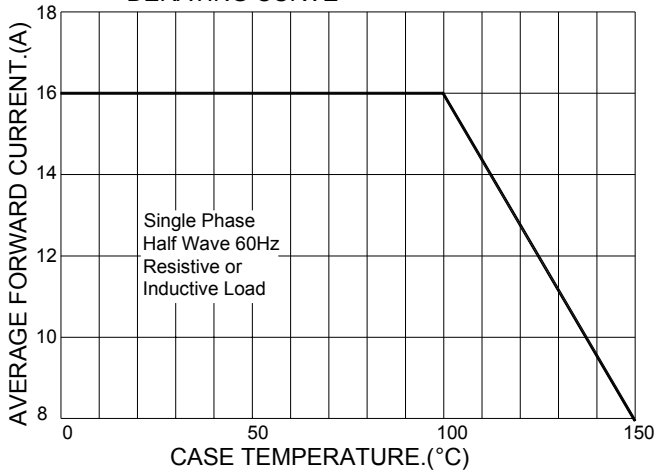


FIG.2- MAXIMUM NON-REPETITIVE FORWARD SURGE CURRENT

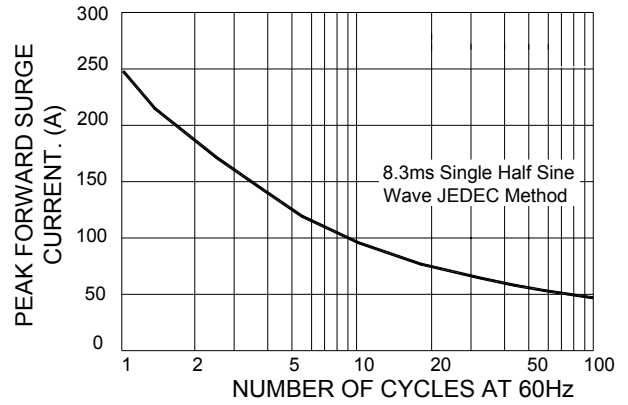


FIG.3- TYPICAL INSTANTANEOUS FORWARD CHARACTERISTICS

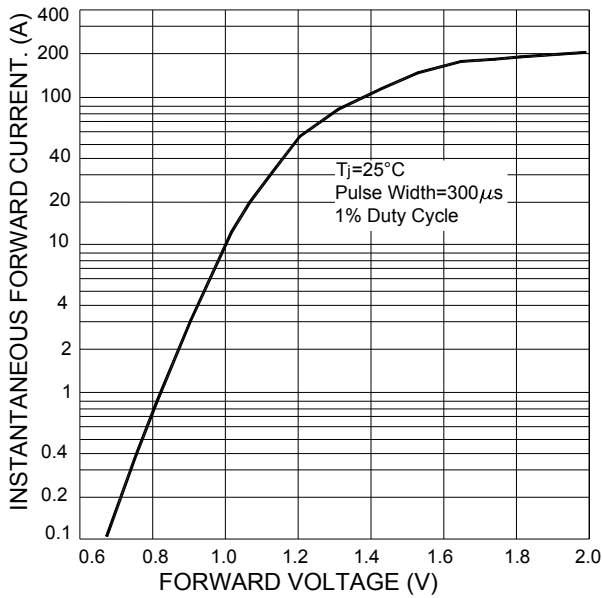


FIG.4- TYPICAL REVERSE CHARACTERISTICS

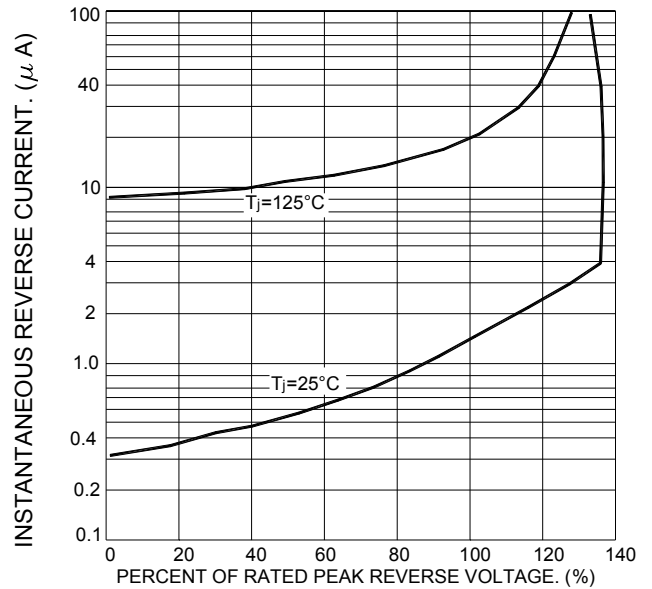
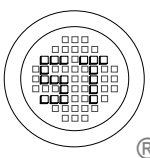
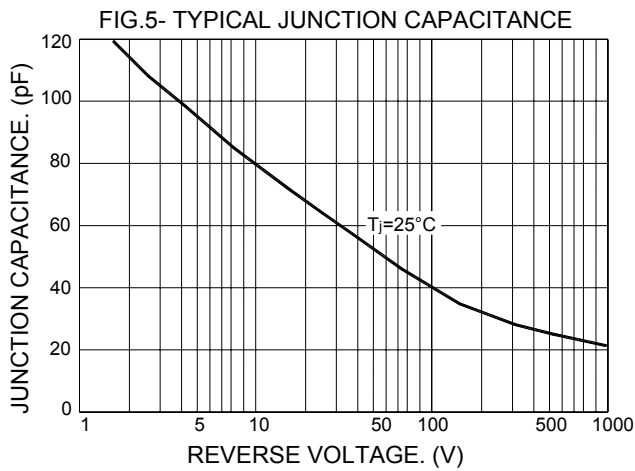



FIG.5- TYPICAL JUNCTION CAPACITANCE



SEMTECH ELECTRONICS LTD.

(Subsidiary of Semtech International Holdings Limited, a company listed on the Hong Kong Stock Exchange, Stock Code: 724)



ISO/TS 16949 : 2002
Certificate No. 05103

ISO 14001
Certificate No. 7116

ISO 9001 : 2000
Certificate No. 558-199-002-04

Dated : 12/12/2003