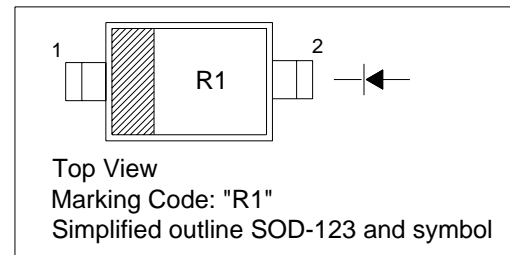


CRS03

RECTIFIER DIODE

PINNING

PIN	DESCRIPTION
1	Cathode
2	Anode

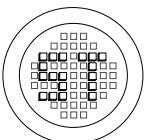


Absolute Maximum Ratings ($T_a = 25^{\circ}\text{C}$)

	Symbol	Value	Unit
Peak Repetitive Reverse Voltage	V_{RRM}	30	V
Forward Continuous Current	$I_{F(AV)}$	1	A
Non-Repetitive Peak Forward Surge Current	I_{FSM}	20	A
Operating Temperature Range	T_j	-40 to +150	?
Storage Temperature Range	T_s	-40 to +150	?

Characteristics at $T_{amb} = 25^{\circ}\text{C}$

	Symbol	Min.	Typ.	Max.	Unit
Forward Voltage Drop at $I_{FM} = 0.7\text{A}$	V_{FM}	-	-	0.45	V
Reverse Leakage Current at $V_{RRM} = 30\text{V}$	I_{RRM}	-	-	0.1	mA



®

РАДИОТЕХ

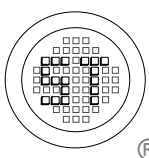
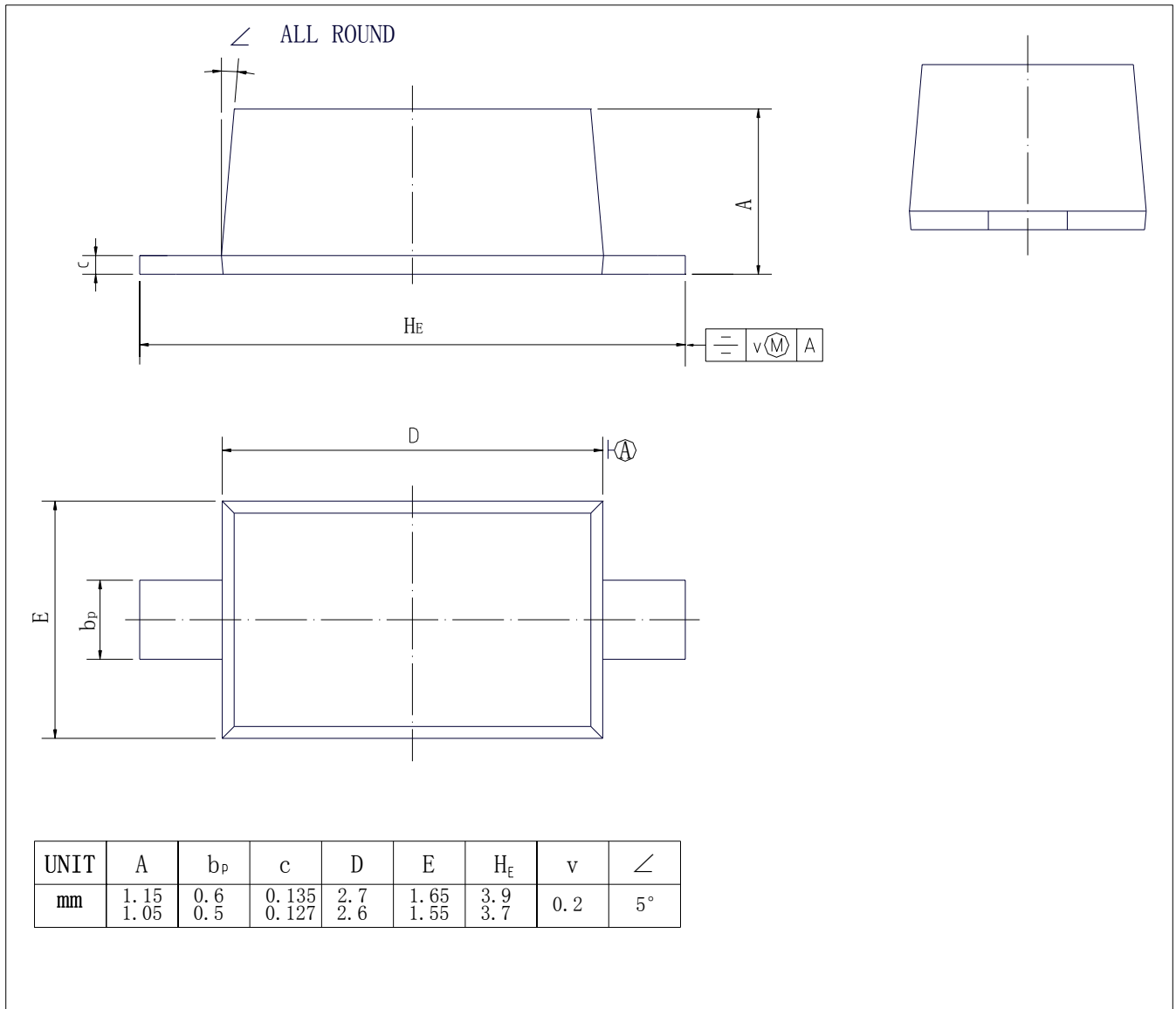
Тел.: (495) 795-0805
Факс: (495) 234-1603
Эл. почта: info@rct.ru
Веб: www.rct.ru

CRS03

PACKAGE OUTLINE


Plastic surface mounted package; 2 leads

SOD-123



SEMTECH ELECTRONICS LTD.

(Subsidiary of Semtech International Holdings Limited, a company listed on the Hong Kong Stock Exchange, Stock Code: 724)



ISO/TS 16949 : 2002
Certificate No. 05103



ISO 14001
Certificate No. 7116



ISO 9001 : 2000
Certificate No. 020-100-0102-001

Dated : 22/09/2004