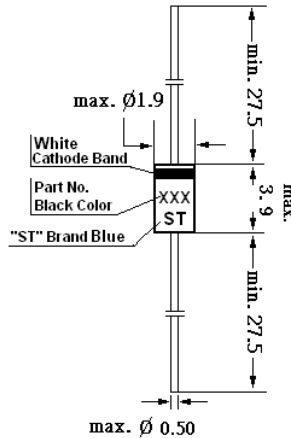
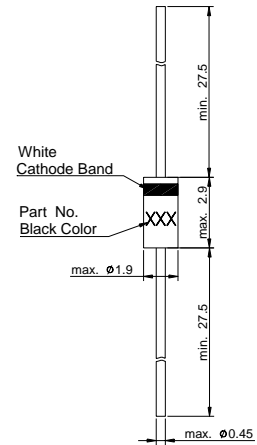


SILICON PLANAR ZENER DIODES

Standard Zener voltage tolerance is $\pm 20\%$.
 Add suffix "A" for $\pm 10\%$ Tolerance, suffix
 "B" for $\pm 5\%$ tolerance, suffix "C" for $\pm 2\%$
 tolerance, Other tolerance, non standard
 and higher Zener voltages are upon request.



Glass case JEDEC DO-35
 Dimensions in mm



Glass case JEDEC DO-34
 Dimensions in mm

Absolute Maximum Ratings ($T_a = 25^\circ\text{C}$)

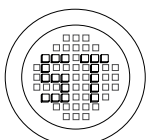
	Symbol	Value	Unit
Zener Current see Table "Characteristics"			
Power Dissipation at $T_{amb} = 75^\circ\text{C}$	P_{tot}	500 ¹⁾	mW
Junction Temperature	T_j	200	$^\circ\text{C}$
Storage Temperature Range	T_s	-65 to +200	$^\circ\text{C}$

¹⁾ Valid provided that leads at a distance of 8mm from case are kept at ambient temperature.

Characteristics at $T_{amb} = 25^\circ\text{C}$

	Symbol	Min.	Typ.	Max.	Unit
Thermal Resistance Junction to Ambient Air	R_{thA}	-	-	0.3 ¹⁾	K/mW
Forward Voltage at $I_F = 200\text{mA}$	V_F	-	-	1.1	V

¹⁾ Valid provided that leads at a distance of 8 mm from case are kept at ambient temperature.



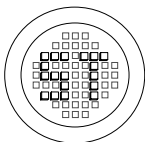
®

РАДИОТЕХ

Тел.: (495) 795-0805
 Факс: (495) 234-1603
 Эл. почта: info@rct.ru
 Веб: www.rct.ru

1N5220...1N5281


Type	Zener Voltage Range ¹⁾		Maximum Zener Impedance ¹⁾			Reverse Leakage Current		Temp. Coefficient of Zener Voltage
	V _{znom} ³⁾	I _{ZT}	r _{ZJT}	r _{ZJK} at I _{ZK}		I _R ²⁾ at V _R		TK _{VZ}
				Ω	Ω	mA	μA	
1N5220	2.2	20	<30	<1150	0.25	<100	1	<-0.085
1N5221	2.4	20	<30	<1200	0.25	<100	1	<-0.085
1N5222	2.5	20	<30	<1250	0.25	<100	1	<-0.085
1N5223	2.7	20	<30	<1300	0.25	<75	1	<-0.080
1N5224	2.8	20	<30	<1400	0.25	<75	1	<-0.080
1N5225	3	20	<29	<1600	0.25	<50	1	<-0.075
1N5226	3.3	20	<28	<1600	0.25	<25	1	<-0.070
1N5227	3.6	20	<24	<1700	0.25	<15	1	<-0.065
1N5228	3.9	20	<23	<1900	0.25	<10	1	<-0.060
1N5229	4.3	20	<22	<2000	0.25	<5	1	<-0.055
1N5230	4.7	20	<19	<1900	0.25	<5	2	<±0.030
1N5231	5.1	20	<17	<1600	0.25	<5	2	<±0.030
1N5232	5.6	20	<11	<1600	0.25	<5	3	<+0.038
1N5233	6	20	<7	<1600	0.25	<5	3.5	<+0.038
1N5234	6.2	20	<7	<1000	0.25	<5	4	<+0.045
1N5235	6.8	20	<5	<750	0.25	<3	5	<+0.050
1N5236	7.5	20	<6	<500	0.25	<3	6	<+0.058
1N5237	8.2	20	<8	<500	0.25	<3	6.5	<+0.062
1N5238	8.7	20	<8	<600	0.25	<3	6.5	<+0.065
1N5239	9.1	20	<10	<600	0.25	<3	7	<+0.068
1N5240	10	20	<17	<600	0.25	<3	8	<+0.075
1N5241	11	20	<22	<600	0.25	<2	8.4	<+0.076
1N5242	12	20	<30	<600	0.25	<1	9.1	<+0.077
1N5243	13	9.5	<13	<600	0.25	<0.5	9.9	<+0.079
1N5244	14	9	<15	<600	0.25	<0.1	10	<+0.082
1N5245	15	8.5	<16	<600	0.25	<0.1	11	<+0.082
1N5246	16	7.8	<17	<600	0.25	<0.1	12	<+0.083
1N5247	17	7.4	<19	<600	0.25	<0.1	13	<+0.084
1N5248	18	7	<21	<600	0.25	<0.1	14	<+0.085
1N5249	19	6.6	<23	<600	0.25	<0.1	14	<+0.086
1N5250	20	6.2	<25	<600	0.25	<0.1	15	<+0.086
1N5251	22	5.6	<29	<600	0.25	<0.1	17	<+0.087
1N5252	24	5.2	<33	<600	0.25	<0.1	18	<+0.088
1N5253	25	5	<35	<600	0.25	<0.1	19	<+0.089
1N5254	27	4.6	<41	<600	0.25	<0.1	21	<+0.090
1N5255	28	4.5	<44	<600	0.25	<0.1	21	<+0.091
1N5256	30	4.2	<49	<600	0.25	<0.1	23	<+0.091
1N5257	33	3.8	<58	<700	0.25	<0.1	25	<+0.092
1N5258	36	3.4	<70	<700	0.25	<0.1	27	<+0.093
1N5259	39	3.2	<80	<800	0.25	<0.1	30	<+0.094
1N5260	43	3	<93	<900	0.25	<0.1	33	<+0.095
1N5261	47	2.7	<105	<1000	0.25	<0.1	36	<+0.095
1N5262	51	2.5	<125	<1100	0.25	<0.1	39	<+0.096
1N5263	56	2.2	<150	<1300	0.25	<0.1	43	<+0.096
1N5264	60	2.1	<170	<1400	0.25	<0.1	46	<+0.097
1N5265	62	2	<185	<1400	0.25	<0.1	47	<+0.097
1N5266	68	1.8	<230	<1600	0.25	<0.1	52	<+0.097



SEMTECH ELECTRONICS LTD.

(Subsidiary of Semtech International Holdings Limited, a company listed on the Hong Kong Stock Exchange, Stock Code: 724)

®

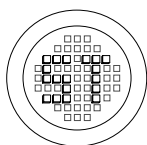


Dated : 03/09/2005

1N5220...1N5281

Type	Zener Voltage Range ¹⁾		Maximum Zener Impedance ¹⁾			Reverse Leakage Current		Temp. Coefficient of Zener Voltage
	V _{znom} ³⁾ V	I _{ZT} mA	r _{ZT}	r _{ZK}	at I _{ZK}	I _R ²⁾ at V _R		TK _{VZ}
			Ω	Ω	mA	μA	V	%/K
1N5267	75	1.7	<270	<1700	0.25	<0.1	56	<+0.098
1N5268	82	1.5	<330	<2000	0.25	<0.1	62	<+0.098
1N5269	87	1.4	<370	<2200	0.25	<0.1	68	<+0.099
1N5270	91	1.4	<400	<2300	0.25	<0.1	69	<+0.099
1N5271	100	1.3	<500	--	--	<0.1	75	<+0.100
1N5272	110	1.2	<700	--	--	<0.1	83	<+0.100
1N5273	120	1	<950	--	--	<0.1	90	<+0.100
1N5274	130	0.95	<1100	--	--	<0.1	98	<+0.110
1N5275	140	0.9	<1300	--	--	<0.1	105	<+0.110
1N5276	150	0.85	<1500	--	--	<0.1	113	<+0.110
1N5277	160	0.8	<1700	--	--	<0.1	120	<+0.115
1N5278	170	0.74	<1900	--	--	<0.1	127	<+0.115
1N5279	180	0.68	<2200	--	--	<0.1	135	<+0.120
1N5280	190	0.66	<2400	--	--	<0.1	142	<+0.120
1N5281	200	0.65	<2500	--	--	<0.1	150	<+0.120


- 1) The Zener Impedance is derived from the 60 Hz AC voltage which results when an AC current having an RMS value equal to 10% of the Zener Current (I_{ZT} or I_{ZK}) is superimposed on I_{ZT} or I_{ZK}. Zener Impedance is measured at two points to insure a sharp knee on the breakdown curve and to eliminate unstable units.
- 2) Valid provided that leads at a distance of 8 mm from case are kept at ambient temperature.
- 3) Measured under thermal equilibrium and DC test conditions.
- 4) Tested with pulses t_p = 20 ms.



®

SEMTECH ELECTRONICS LTD.

(Subsidiary of Semtech International Holdings Limited, a company listed on the Hong Kong Stock Exchange, Stock Code: 724)



ISO/TS 16949 : 2002
Certificate No. 05103



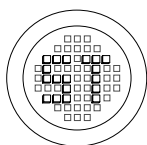
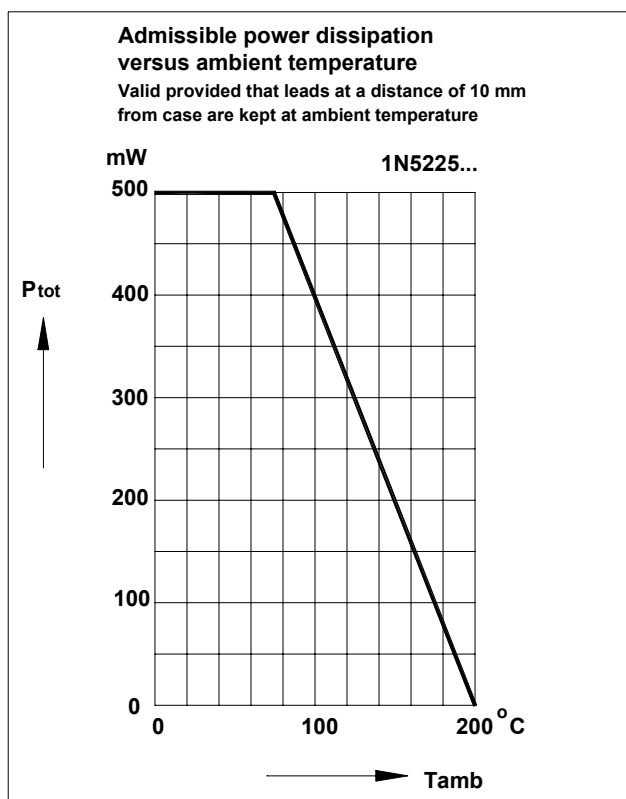
ISO 14001
Certificate No. 7116



ISO 9001 : 2000
Certificate No. 558-1986-A2-R02-P04

Dated : 03/09/2005


1N5220...1N5281



®

SEMTECH ELECTRONICS LTD.

(Subsidiary of Semtech International Holdings Limited, a company listed on the Hong Kong Stock Exchange, Stock Code: 724)



Dated : 03/09/2005