

1SS314WT

SILICON EPITAXIAL PLANAR DIODE

FEATURES

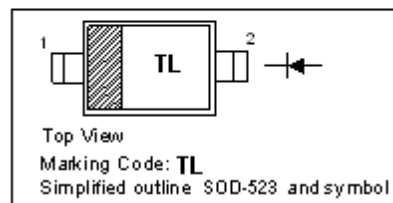
- Small package
- Small total capacitance: $C_T = 1.2\text{pF}(\text{max})$
- Low series resistance: $r_s = 0.5\Omega$ (typ.)

APPLICATIONS

- VHF Tuner Band Switch Applications

PINNING

PIN	DESCRIPTION
1	Cathode
2	Anode

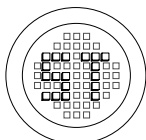


Absolute Maximum Ratings ($T_a = 25\text{ }^\circ\text{C}$)

Characteristics	Symbol	Limits	Unit
Reverse voltage	V_R	30	V
Forward current	I_F	100	mA
Junction temperature	T_J	125	?
Storage temperature range	T_{stg}	-55 ... +125	?

Electrical Characteristics ($T_a = 25\text{ }^\circ\text{C}$)

Characteristics	Symbol	Min	Typ	Max	Unit	Test Conditions
Forward voltage	V_F	-	-	0.85	V	$I_F = 2\text{mA}$
Reverse current	I_R	-	-	0.1	μA	$V_R = 15\text{V}$
Reverse voltage	V_R	30	-	-	V	$I_R = 1\mu\text{A}$
Total capacitance	C_T	-	0.7	1.2	pF	$V_R = 6\text{V}$, $f = 1\text{MHz}$
Series resistance	R_S	-	0.5	0.9	Ω	$I_F = 2\text{mA}$, $f = 100\text{MHz}$

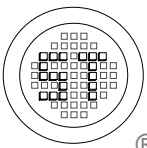
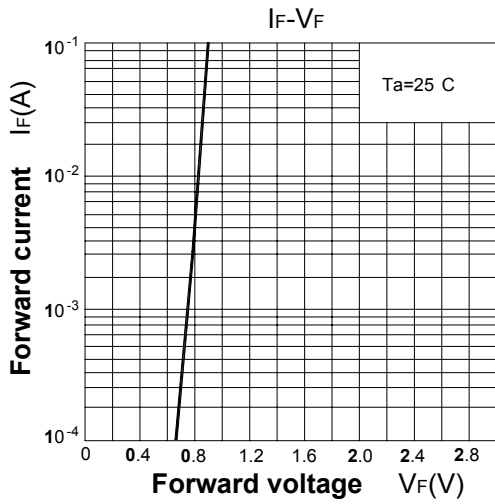
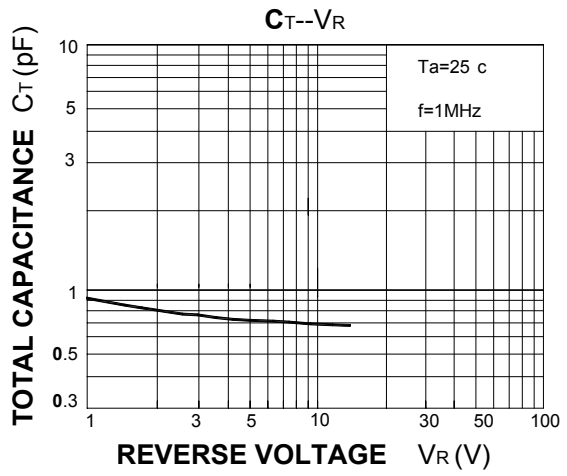
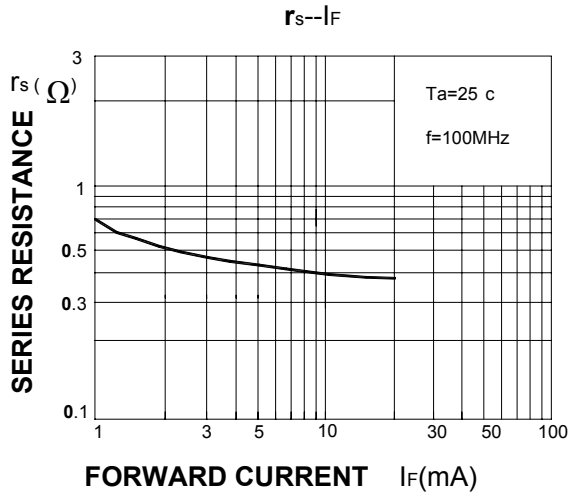


®

РАДИОТЕХ-ТРЕЙД


Тел.: (495) 795-0805
Факс: (495) 234-1603
Эл. почта: info@rct.ru
Веб: www.rct.ru

1SS314WT



SEMTECH ELECTRONICS LTD.

(Subsidiary of Semtech International Holdings Limited, a company listed on the Hong Kong Stock Exchange, Stock Code: 724)



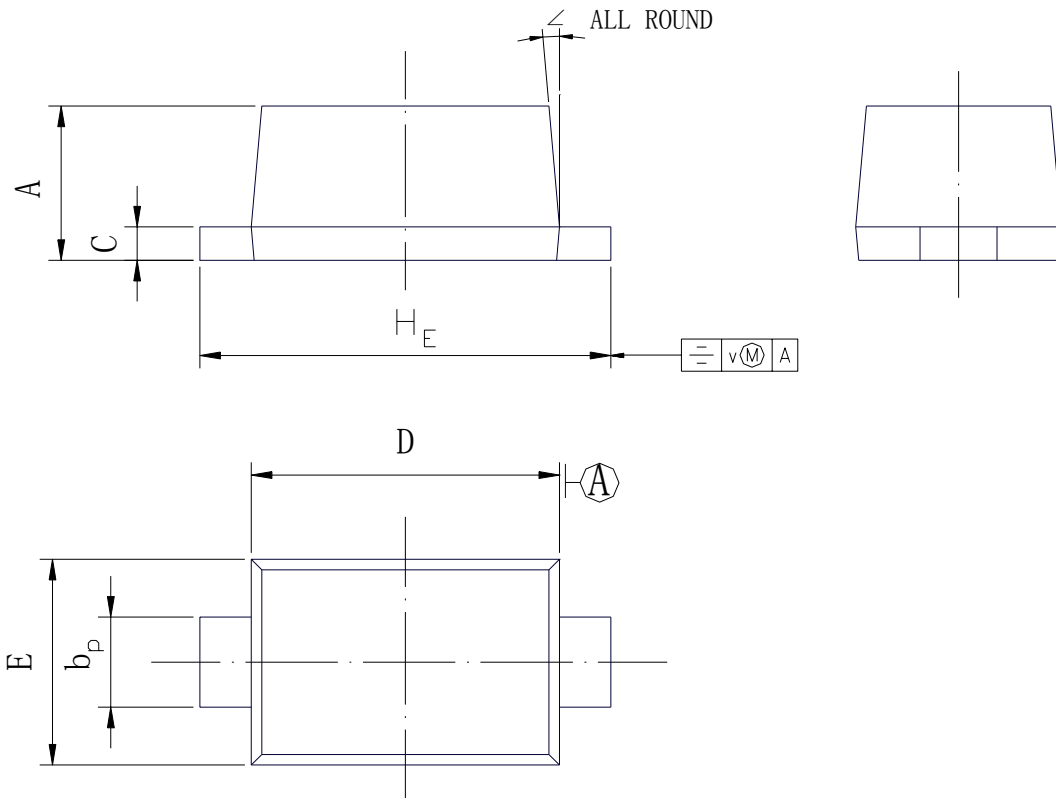
Dated : 31/03/2005

1SS314WT

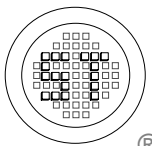
PACKAGE OUTLINE

Plastic surface mounted package; 2 leads

SOD-523




UNIT	A	b _P	C	D	E	H _E	v	∠
mm	0.70 0.60	0.4 0.3	0.135 0.127	1.25 1.15	0.85 0.75	1.65 1.55	0.1	5°



SEMTECH ELECTRONICS LTD.

(Subsidiary of Semtech International Holdings Limited, a company listed on the Hong Kong Stock Exchange, Stock Code: 724)



ISO/TS 16949 : 2002
Certificate No. 05103



ISO 14001
Certificate No. 7116



ISO 9001 : 2000
Certificate No. 550-155-04-002-04

Dated : 31/03/2005