

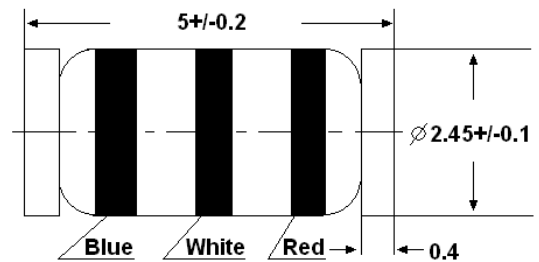
# ZMY5B1...ZMY39B(1W)

## SILICON PLANAR POWER ZENER DIODES

for use in stabilizing and clipping circuits with high power rating. The Zener voltages are graded according to the international E 24 standard. Smaller voltage tolerances are upon request.

These diodes are delivered taped.  
Details see "Taping".

LL-41



**Glass case MELF**  
**Dimensions in mm**

### Absolute Maximum Ratings ( $T_a = 25\text{ }^{\circ}\text{C}$ )

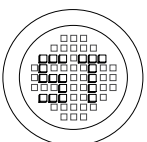
	Symbol	Value	Unit
Power Dissipation	$P_{tot}$	1 <sup>1)</sup>	W
Junction Temperature	$T_j$	175	$^{\circ}\text{C}$
Storage Temperature Range	$T_s$	-55 to +175	$^{\circ}\text{C}$

<sup>1)</sup> Valid provided that electrodes are kept at ambient temperature.

### Characteristics at $T_{amb} = 25^{\circ}\text{C}$

	Symbol	Min.	Typ.	Max.	Unit
Thermal Resistance Junction to Ambient Air	$R_{thA}$	-	-	170 <sup>1)</sup>	K/W

<sup>1)</sup> Valid provided that electrodes are kept at ambient temperature.



®

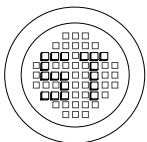
**РАДИОТЕХ**

Тел.: (495) 795-0805  
Факс: (495) 234-1603  
Эл. почта: info@rct.ru  
Веб: www.rct.ru

# ZMY5B1...ZMY39B(1W)

TYPE	Zener voltage <sup>2)</sup>	Dynamic Resistance at $I_{ZT}$ ; $f = 1\text{kHz}$ $r_{zj}\Omega$	Temp. coeff. of Zener volt. at $I_{ZT}$ ; $v_z 10^{-4}/K$	Test current $I_{ZT}$ (mA)	Maximum reverse leakage current		Admissible Zener current <sup>1)</sup> at $T_{amb} = 25^\circ C$ $I_z$ (mA)
	at $I_{ZT}$ $V_z$ (V)				$I_R$ ( $\mu A$ )	$V_R$ (V)	
ZMY5B1	4.99...5.20	2(<5)	-6...+5	100	10	1	150
ZMY5B6	5.49...5.71	1(<2)	-3...+5	100	0.5	2	135
ZMY6B2	6.07...6.32	1(<2)	-1...+6	100	0.5	3	128
ZMY6B8	6.66...6.94	1(<2)	0...+7	100	0.5	4	110
ZMY7B5	7.35...7.65	1(<2)	0...+7	100	0.5	5	100
ZMY8B2	8.04...8.36	1(<2)	+3...+8	100	0.5	6	89
ZMY9B1	8.92...9.28	2(<4)	+3...+8	50	0.5	7	82
ZMY10B	9.8...10.2	2(<4)	+5...+9	50	0.5	7.6	74
ZMY11B	10.8...11.2	3(<7)	+5...+10	50	0.5	8.4	66
ZMY12B	11.8...12.2	3(<7)	+5...+10	50	0.5	9.1	60
ZMY13B	12.7...13.3	4(<9)	+5...+10	50	0.5	9.9	55
ZMY15B	14.7...15.3	4(<9)	+5...+10	50	0.5	11.4	49
ZMY16B	15.7...16.3	5(<10)	+7...+11	25	0.5	12.2	44
ZMY18B	17.6...18.4	5(<11)	+7...+11	25	0.5	13.7	40
ZMY20B	19.6...20.4	6(<12)	+7...+11	25	0.5	15.2	36
ZMY22B	21.6...22.5	7(<13)	+7...+11	25	0.5	16.7	34
ZMY24B	23.5...24.5	8(<14)	+7...+12	25	0.5	18.2	29
ZMY27B	26.4...27.6	9(<15)	+7...+12	25	0.5	20.6	27
ZMY30B	29.4...30.6	10(<20)	+7...+12	25	0.5	22.8	25
ZMY33B	32.3...33.7	11(<20)	+7...+12	25	0.5	25.1	22
ZMY36B	35.2...36.8	25(<60)	+7...+12	10	0.5	27.4	20
ZMY39B	38.2...39.8	30(<60)	+8...+12	10	0.5	29.7	18


1) Valid provided that electrodes are kept at ambient temperature.  
2) Tested with pulses  $t_p = 20$  ms



®

## SEMTECH ELECTRONICS LTD.

(Subsidiary of Semtech International Holdings Limited, a company listed on the Hong Kong Stock Exchange, Stock Code: 724)



Dated : 09/09/2005